BOISE CENTRE

QUICK FACTS

In 2019 Boise Centre:



Served 3,810 bottles of wine (91% local Idaho)

Poured 17,288 glasses of wine (about 47 per day)

Brewed 114,240 cups of coffee

Purchased 20,495 lbs. of potatoes

Purchased 6,500 lbs. of onions

boise | centre

Total number of events

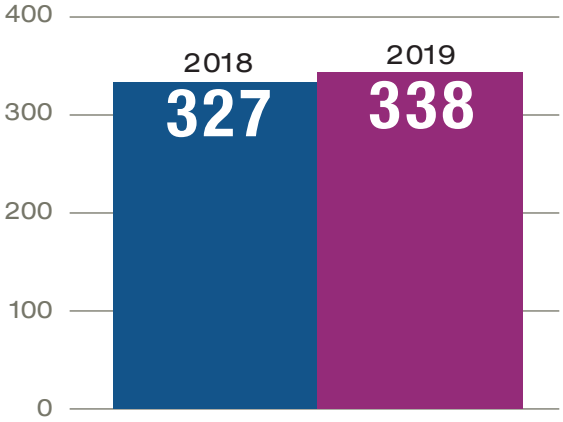

Total number of conventions

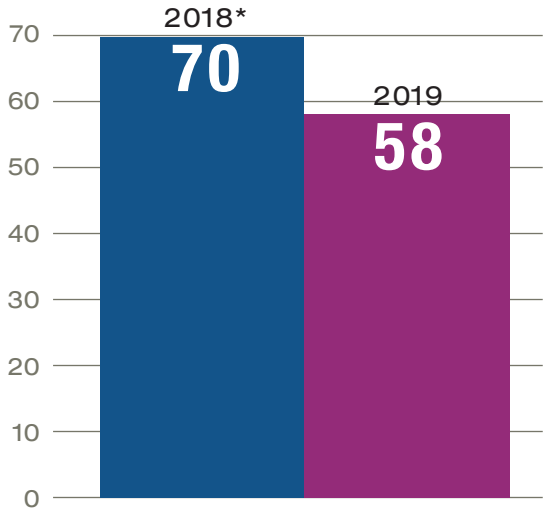

*Number includes conventions relocated from The Grove Hotel to Boise Centre.

Number of attendees

NC=Non-conventions/Local
C=Conventions

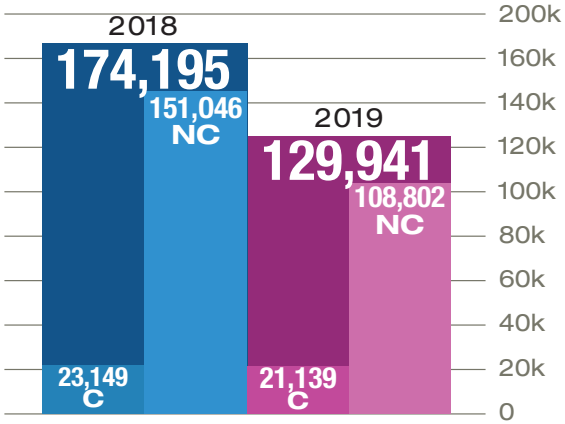

Lower attendance in 2019 is due partly to business cycles and the largest annual event falling in the 2020 fiscal year.

Total number of non-convention & local events

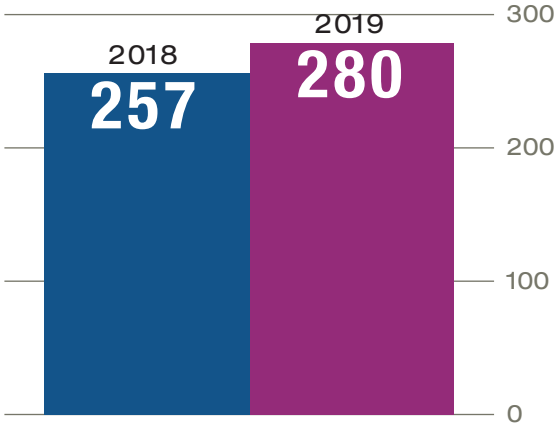

BOISE CENTRE

QUICK FACTS

Total number event days

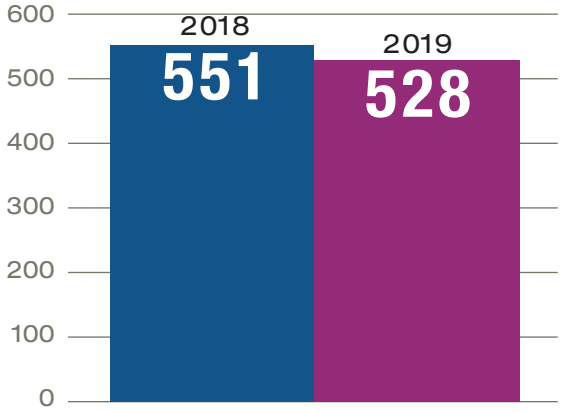

Industry Trends

Face to face meetings are still vital.

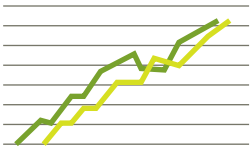

Convention business tracks the economy.

Greater focus on sustainability.

Demand for space continues to increase.

Convention centers are often the single largest hotel demand generator.

Square foot utilization

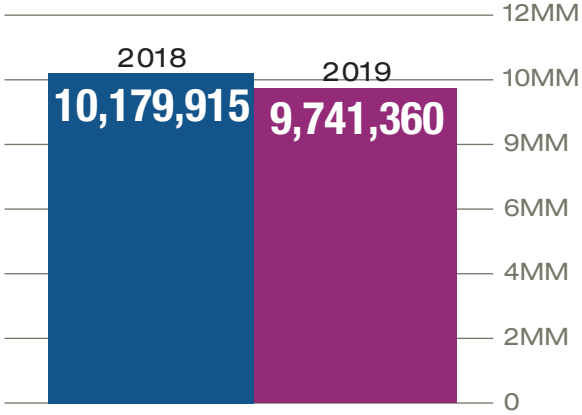

Economic impact

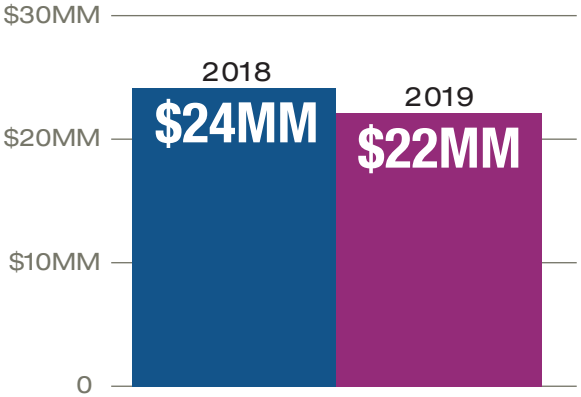

Starting in 2019 the Destinations International (DI) Economic Impact Calculator was used to calculate the economic benefit of Boise Centre.

DONATED 3,199 LBS. OF FOOD TO THE BOISE RESCUE MISSION

Convention hotel room demand**

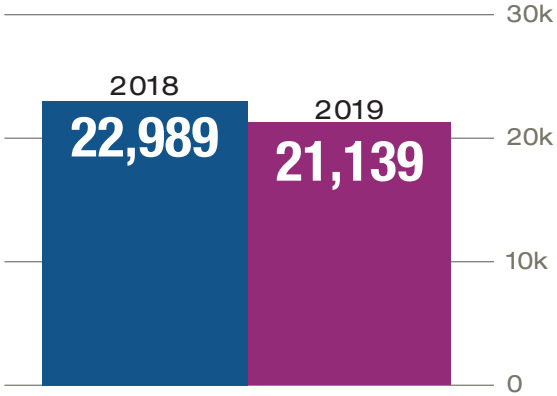

**Locally booked hotel rooms associated with conventions or meetings held at Boise Centre.

DIVERTED 32,220 LBS. OF RECYCLABLES FROM LOCAL LANDFILLS

boise | centre